

# FORM NO. MGT-7

[Pursuant to sub-Section(1) of section 92 of the Companies Act, 2013 and sub-rule (1) of rule 11of the Companies (Management and Administration) Rules, 2014]



सत्यमेव जयते

# Annual Return

Form language  English  Hindi

Refer the instruction kit for filing the form.

## I. REGISTRATION AND OTHER DETAILS

(i) \* Corporate Identification Number (CIN) of the company

L24231KA1979PLC003563

Pre-fill

Global Location Number (GLN) of the company

\* Permanent Account Number (PAN) of the company

AABCA1722B

(ii) (a) Name of the company

ASTRAZENECA PHARMA INDIA

(b) Registered office address

BLOCK N1, 12TH FLOOR,MANYATA EMBASSY BUSINESS PARK  
RACHENAHALLI, OUTER RING ROAD  
BANGALORE  
Bangalore  
Karnataka  
560015

(c) \*e-mail ID of the company

comp.secy@astrazeneca.com

(d) \*Telephone number with STD code

08067748000

(e) Website

astrazeneca.com/india

(iii) Date of Incorporation

11/07/1979

(iv)	Type of the Company	Category of the Company	Sub-category of the Company
	Public Company	Company limited by shares	Indian Non-Government company

(v) Whether company is having share capital

Yes

No

(vi) \*Whether shares listed on recognized Stock Exchange(s)

Yes

No

(a) Details of stock exchanges where shares are listed

S. No.	Stock Exchange Name	Code
1	NATIONAL STOCK EXCHANGE OF INDIA LIMITED	1,024
2	BSE LIMITED	1

(b) CIN of the Registrar and Transfer Agent

U74900TN2015PTC101466

Pre-fill

Name of the Registrar and Transfer Agent

INTEGRATED REGISTRY MANAGEMENT SERVICES PRIVATE LIMITED

Registered office address of the Registrar and Transfer Agents

2nd Floor Kences Towers ,1 Ramakrishna Street  
North Usman Road T Nagar

(vii) \*Financial year From date 01/04/2020 (DD/MM/YYYY) To date 31/03/2021 (DD/MM/YYYY)

(viii) \*Whether Annual general meeting (AGM) held  Yes  No

(a) If yes, date of AGM

(b) Due date of AGM

(c) Whether any extension for AGM granted

Yes  No

## II. PRINCIPAL BUSINESS ACTIVITIES OF THE COMPANY

\*Number of business activities

1

S.No	Main Activity group code	Description of Main Activity group	Business Activity Code	Description of Business Activity	% of turnover of the company
1	C	Manufacturing	C6	Chemical and chemical products, pharmaceuticals, medicinal chemical and	100

## III. PARTICULARS OF HOLDING, SUBSIDIARY AND ASSOCIATE COMPANIES (INCLUDING JOINT VENTURES)

\*No. of Companies for which information is to be given

1

Pre-fill All

S.No	Name of the company	CIN / FCRN	Holding/ Subsidiary/Associate/ Joint Venture	% of shares held
1	ASTRAZENECA PHARMACEUTI		Holding	75

## IV. SHARE CAPITAL, DEBENTURES AND OTHER SECURITIES OF THE COMPANY

**(i) \*SHARE CAPITAL****(a) Equity share capital**

Particulars	Authorised capital	Issued capital	Subscribed capital	Paid up capital
Total number of equity shares	25,000,000	25,000,000	25,000,000	25,000,000
Total amount of equity shares (in Rupees)	50,000,000	50,000,000	50,000,000	50,000,000

Number of classes

1

Class of Shares	Authorised capital	Issued capital	Subscribed capital	Paid up capital
<b>EQUITY</b>				
Number of equity shares	25,000,000	25,000,000	25,000,000	25,000,000
Nominal value per share (in rupees)	2	2	2	2
Total amount of equity shares (in rupees)	50,000,000	50,000,000	50,000,000	50,000,000

**(b) Preference share capital**

Particulars	Authorised capital	Issued capital	Subscribed capital	Paid-up capital
Total number of preference shares	0	0	0	0
Total amount of preference shares (in rupees)	0	0	0	0

Number of classes

0

Class of shares	Authorised capital	Issued capital	Subscribed capital	Paid up capital
Number of preference shares				
Nominal value per share (in rupees)				
Total amount of preference shares (in rupees)				

**(c) Unclassified share capital**

Particulars	Authorised Capital
Total amount of unclassified shares	0

**(d) Break-up of paid-up share capital**

Class of shares	Number of shares	Total nominal amount	Total Paid-up amount	Total premium
<b>Equity shares</b>				
<b>At the beginning of the year</b>	25,000,000	50,000,000	50,000,000	

<b>Increase during the year</b>	0	0	0	0
i. Public Issues	0	0	0	0
ii. Rights issue	0	0	0	0
iii. Bonus issue	0	0	0	0
iv. Private Placement/ Preferential allotment	0	0	0	0
v. ESOPs	0	0	0	0
vi. Sweat equity shares allotted	0	0	0	0
vii. Conversion of Preference share	0	0	0	0
viii. Conversion of Debentures	0	0	0	0
ix. GDRs/ADRs	0	0	0	0
x. Others, specify	0	0	0	
NIL				
<b>Decrease during the year</b>	0	0	0	0
i. Buy-back of shares	0	0	0	0
ii. Shares forfeited	0	0	0	0
iii. Reduction of share capital	0	0	0	0
iv. Others, specify	0	0	0	
NIL				
<b>At the end of the year</b>	25,000,000	50,000,000	50,000,000	
<b>Preference shares</b>				
<b>At the beginning of the year</b>	0	0	0	
<b>Increase during the year</b>	0	0	0	0
i. Issues of shares	0	0	0	0
ii. Re-issue of forfeited shares	0	0	0	0
iii. Others, specify	0	0	0	
NIL				
<b>Decrease during the year</b>	0	0	0	0
i. Redemption of shares	0	0	0	

ii. Shares forfeited	0	0	0	0
iii. Reduction of share capital	0	0	0	0
iv. Others, specify	0	0	0	
NIL				
<b>At the end of the year</b>	0	0	0	

(ii) Details of stock split/consolidation during the year (for each class of shares)

0

Class of shares		(i)	(ii)	(iii)
Before split / Consolidation	Number of shares			
	Face value per share			
After split / Consolidation	Number of shares			
	Face value per share			

**(iii) Details of shares/Debentures Transfers since closure date of last financial year (or in the case of the first return at any time since the incorporation of the company) \***

Nil

[Details being provided in a CD/Digital Media]

Yes     No     Not Applicable

Separate sheet attached for details of transfers

Yes     No

Note: In case list of transfer exceeds 10, option for submission as a separate sheet attachment or submission in a CD/Digital Media may be shown.

Date of the previous annual general meeting	<input style="width: 95%;" type="text"/>
Date of registration of transfer (Date Month Year)	<input style="width: 95%;" type="text"/>
Type of transfer	<input style="width: 100px; height: 20px;" type="text"/> 1 - Equity, 2- Preference Shares, 3 - Debentures, 4 - Stock
Number of Shares/ Debentures/ Units Transferred	<input style="width: 150px; height: 25px;" type="text"/> Amount per Share/ Debenture/Unit (in Rs.) <input style="width: 150px; height: 25px;" type="text"/>
Ledger Folio of Transferor	<input style="width: 95%;" type="text"/>

Transferor's Name	<input type="text"/>	<input type="text"/>	<input type="text"/>
	Surname	middle name	first name
Ledger Folio of Transferee	<input type="text"/>		
Transferee's Name	<input type="text"/>	<input type="text"/>	<input type="text"/>
	Surname	middle name	first name

Date of registration of transfer (Date Month Year)	<input type="text"/>
--	----------------------

Type of transfer	<input type="text"/>	1 - Equity, 2- Preference Shares,3 - Debentures, 4 - Stock
------------------	----------------------	--

Number of Shares/ Debentures/ Units Transferred	<input type="text"/>	Amount per Share/ Debenture/Unit (in Rs.)	<input type="text"/>
--	----------------------	--	----------------------

Ledger Folio of Transferor	<input type="text"/>
----------------------------	----------------------

Transferor's Name	<input type="text"/>	<input type="text"/>	<input type="text"/>
	Surname	middle name	first name

Ledger Folio of Transferee	<input type="text"/>
----------------------------	----------------------

Transferee's Name	<input type="text"/>	<input type="text"/>	<input type="text"/>
	Surname	middle name	first name

**(iv) \*Indebtedness including debentures (Outstanding as at the end of financial year)**

Particulars	Number of units	Nominal value per unit	Total value
Non-convertible debentures	0	0	0
Partly convertible debentures	0	0	0
Fully convertible debentures	0	0	0
Secured Loans (including interest outstanding/accrued but not due for payment) excluding deposits			0
Unsecured Loans (including interest outstanding/accrued but not due for payment) excluding deposits			0
Deposit			0
<b>Total</b>			0

**Details of debentures**

Class of debentures	Outstanding as at the beginning of the year	Increase during the year	Decrease during the year	Outstanding as at the end of the year
Non-convertible debentures	0	0	0	0
Partly convertible debentures	0	0	0	0
Fully convertible debentures	0	0	0	0

**(v) Securities (other than shares and debentures)**

0

Type of Securities	Number of Securities	Nominal Value of each Unit	Total Nominal Value	Paid up Value of each Unit	Total Paid up Value
<b>Total</b>					

**V. \*Turnover and net worth of the company (as defined in the Companies Act, 2013)****(i) Turnover**

8,264,052,383

**(ii) Net worth of the Company**

4,561,728,083

**VI. (a) \*SHARE HOLDING PATTERN - Promoters**

S. No.	Category	Equity	Preference
--------	----------	--------	------------

		Number of shares	Percentage	Number of shares	Percentage
1.	Individual/Hindu Undivided Family				
	(i) Indian	0	0	0	
	(ii) Non-resident Indian (NRI)	0	0	0	
	(iii) Foreign national (other than NRI)	0	0	0	
2.	Government				
	(i) Central Government	0	0	0	
	(ii) State Government	0	0	0	
	(iii) Government companies	0	0	0	
3.	Insurance companies	0	0	0	
4.	Banks	0	0	0	
5.	Financial institutions	0	0	0	
6.	Foreign institutional investors	0	0	0	
7.	Mutual funds	0	0	0	
8.	Venture capital	0	0	0	
9.	Body corporate (not mentioned above)	18,750,000	75	0	
10.	Others	0	0	0	
	<b>Total</b>	18,750,000	75	0	0

**Total number of shareholders (promoters)**

1

**(b) \*SHARE HOLDING PATTERN - Public/Other than promoters**

S. No.	Category	Equity		Preference	
		Number of shares	Percentage	Number of shares	Percentage
1.	Individual/Hindu Undivided Family				
	(i) Indian	4,755,159	19.02	0	
	(ii) Non-resident Indian (NRI)	127,362	0.51	0	
	(iii) Foreign national (other than NRI)	30	0	0	



2.	Government				
	(i) Central Government	0	0	0	
	(ii) State Government	0	0	0	
	(iii) Government companies	0	0	0	
3.	Insurance companies	0	0	0	
4.	Banks	375	0	0	
5.	Financial institutions	0	0	0	
6.	Foreign institutional investors	606,667	2.43	0	
7.	Mutual funds	206,389	0.83	0	
8.	Venture capital	0	0	0	
9.	Body corporate (not mentioned above)	336,478	1.35	0	
10.	Others Alternative Investment Fund	217,540	0.87	0	
	<b>Total</b>	6,250,000	25.01	0	0

**Total number of shareholders (other than promoters)**

63,752

**Total number of shareholders (Promoters+Public/  
Other than promoters)**

63,753

**(c) \*Details of Foreign institutional investors' (FIIs) holding shares of the company**

59

Name of the FII	Address	Date of Incorporation	Country of Incorporation	Number of shares held	% of shares held
THE EMERGING MARK	CITIBANK N.A. CUSTODY SERVICES			20,891	0.08
EMERGING MARKETS (	CITIBANK N.A. CUSTODY SERVICES			4,481	0.02
UTAH STATE RETIREM	CITIBANK N.A. CUSTODY SERVICES			179	0
T.A. WORLD EX U.S. CC	CITIBANK N.A. CUSTODY SERVICES			535	0
NORTHERN TRUST CO	CITIBANK N.A. CUSTODY SERVICES			240	0
GOVERNMENT PENSIC	CITIBANK N.A. CUSTODY SERVICES			50,000	0.2
NORTHERN TRUST CO	CITIBANK N.A. CUSTODY SERVICES			4,732	0.02
FIDUCIAN INDIA FUNE	CITIBANK N.A. CUSTODY SERVICES			17,787	0.07

Name of the FII	Address	Date of Incorporation	Country of Incorporation	Number of shares held	% of shares held
GYMKHANA PARTNER	CITIBANK N.A. CUSTODY SERVICES			2,850	0.01
EMERGING MARKETS S	CITIBANK N.A. CUSTODY SERVICES			1,043	0
ISHARES EMSC MAURI	CITIBANK N.A. CUSTODY SERVICES			2,310	0
ISHARES INDIA SC MA	CITIBANK N.A. CUSTODY SERVICES			8,990	0.04
ISHARES CORE EMERG	CITIBANK N.A. CUSTODY SERVICES			65,644	0.26
ISHARES MSCI EM SMA	CITIBANK N.A. CUSTODY SERVICES			1,774	0.01
ISHARES CORE MSCI E	CITIBANK N.A. CUSTODY SERVICES			13,820	0.06
ALLIANZ GLOBAL INVI	CITIBANK N.A. CUSTODY SERVICES			3,712	0.01
CREDIT SUISSE (SINGA	CITIBANK N.A. CUSTODY SERVICES			243	0
DIMENSIONAL EMERG	CITIBANK N.A. CUSTODY SERVICES			8	0
PUBLIC EMPLOYEES RI	HSBC SECURITIES SERVICES, GORE			137	0
VANGUARD INVESTME	HSBC SECURITIES SERVICES, GORE			84	0
TIZIANA GMBH	HSBC SECURITIES SERVICES, GORE			439	0
ALASKA PERMANENT	DEUTSCHE BANK AG, FORT, MUME			793	0
CITY OF NEW YORK GF	DEUTSCHE BANK AG, FORT, MUME			18,756	0.08
SPDR S AND P EMERG	DEUTSCHE BANK AG, FORT, MUME			11,722	0.05
SPDR S AND P EMERG	DEUTSCHE BANK AG, FORT, MUME			38,642	0.15

**VII. \*NUMBER OF PROMOTERS, MEMBERS, DEBENTURE HOLDERS**  
**(Details, Promoters, Members (other than promoters), Debenture holders)**

Details	At the beginning of the year	At the end of the year
Promoters	1	1
Members (other than promoters)	17,767	63,752
Debenture holders	0	0

**VIII. DETAILS OF DIRECTORS AND KEY MANAGERIAL PERSONNEL**






**(A) \*Composition of Board of Directors**

Category	Number of directors at the beginning of the year		Number of directors at the end of the year		Percentage of shares held by directors as at the end of year	
	Executive	Non-executive	Executive	Non-executive	Executive	Non-executive
<b>A. Promoter</b>	0	0	0	0	0	0
<b>B. Non-Promoter</b>	2	5	2	5	0	0
(i) Non-Independent	2	2	2	2	0	0
(ii) Independent	0	3	0	3	0	0
<b>C. Nominee Directors representing</b>	0	0	0	0	0	0
(i) Banks & FIs	0	0	0	0	0	0
(ii) Investing institutions	0	0	0	0	0	0
(iii) Government	0	0	0	0	0	0
(iv) Small share holders	0	0	0	0	0	0
(v) Others	0	0	0	0	0	0
<b>Total</b>	<b>2</b>	<b>5</b>	<b>2</b>	<b>5</b>	<b>0</b>	<b>0</b>

**Number of Directors and Key managerial personnel (who is not director) as on the financial year end date**

8

**(B) (i) \*Details of directors and Key managerial personnel as on the closure of financial year**

Name	DIN/PAN	Designation	Number of equity share(s) held	Date of cessation (after closure of financial year : If any)
NARAYAN KEELVEEDI 	00053563	Director	0	
REVATHY ASHOK	00057539	Director	0	
KIMSUKA NARASIMHA 	02102783	Director	0	
ANKUSH NANDRA	08737981	Director	0	
WEIYING SARAH WAN 	08369289	Director	0	
GAGANDEEP SINGH E 	07844333	Managing Director	0	
RAJESH MARWAHA	01458768	Director	0	
PATAP RUDRA BHUVAN 	AWDPP9893R	Company Secretary	0	

**(ii) Particulars of change in director(s) and Key managerial personnel during the year**

1

Name	DIN/PAN	Designation at the beginning / during the financial year	Date of appointment/ change in designation/ cessation	Nature of change (Appointment/ Change in designation/ Cessation)
IAN JOHN PARISH	00391534	Director	18/05/2020	CESSATION

**IX. MEETINGS OF MEMBERS/CLASS OF MEMBERS/BOARD/COMMITTEES OF THE BOARD OF DIRECTORS****A. MEMBERS/CLASS /REQUISITIONED/NCLT/COURT CONVENED MEETINGS**

Number of meetings held

1

Type of meeting	Date of meeting	Total Number of Members entitled to attend meeting	Attendance	
			Number of members attended	% of total shareholding
ANNUAL GENERAL MEETI	10/08/2020	34,434	75	

**B. BOARD MEETINGS**

\*Number of meetings held

5

S. No.	Date of meeting	Total Number of directors associated as on the date of meeting	Attendance	
			Number of directors attended	% of attendance
1	18/05/2020	7	7	100
2	10/08/2020	7	7	100
3	05/11/2020	7	6	85.71
4	08/02/2021	7	7	100
5	11/03/2021	7	7	100

**C. COMMITTEE MEETINGS**

Number of meetings held

10

S. No.	Type of meeting	Date of meeting	Total Number of Members as on the date of the meeting	Attendance	
				Number of members attended	% of attendance
1	AUDIT COMM	18/05/2020	3	3	100
2	AUDIT COMM	10/08/2020	3	3	100
3	AUDIT COMM	05/11/2020	3	2	66.67

S. No.	Type of meeting	Date of meeting	Total Number of Members as on the date of the meeting	Attendance	
				Number of members attended	% of attendance
4	AUDIT COMM	08/02/2021	3	3	100
5	NOMINATION	18/05/2020	4	3	75
6	NOMINATION	08/02/2021	4	4	100
7	NOMINATION	11/03/2021	4	4	100
8	STAKEHOLDER	05/11/2020	4	3	75
9	CORPORATE	10/08/2020	3	3	100
10	RISK MANAGE	08/02/2021	5	5	100

**D. \*ATTENDANCE OF DIRECTORS**

S. No.	Name of the director	Board Meetings			Committee Meetings			Whether attended AGM held on
		Number of Meetings which director was entitled to attend	Number of Meetings attended	% of attendance	Number of Meetings which director was entitled to attend	Number of Meetings attended	% of attendance	
1	NARAYAN KE	5	5	100	7	7	100	
2	REVATHY AS	5	5	100	6	6	100	
3	KIMSUKA NAI	5	5	100	4	4	100	
4	ANKUSH NAN	5	5	100	2	2	100	
5	WEIYING SAF	5	4	80	9	7	77.78	
6	GAGANDEEP	5	5	100	3	3	100	
7	RAJESH MAR	5	5	100	2	2	100	

**X. \*REMUNERATION OF DIRECTORS AND KEY MANAGERIAL PERSONNEL**

Nil

Number of Managing Director, Whole-time Directors and/or Manager whose remuneration details to be entered

2

S. No.	Name	Designation	Gross Salary	Commission	Stock Option/ Sweat equity	Others	Total Amount
1	GAGANDEEP SINGH	MANAGING DIRECTOR	40,854,818	0	0	8,753,665	49,608,483
2	RAJESH MARWAHA	CFO & DIRECTOR	23,023,005	0	0	4,424,499	27,447,504
	Total		63,877,823	0	0	13,178,164	77,055,987

Number of CEO, CFO and Company secretary whose remuneration details to be entered

1

S. No.	Name	Designation	Gross Salary	Commission	Stock Option/ Sweat equity	Others	Total Amount
1	PRATAP RUDRA	COMPANY SECRETARY	3,846,954	0	0	232,425	4,079,379
	Total		3,846,954	0	0	232,425	4,079,379

Number of other directors whose remuneration details to be entered

0

S. No.	Name	Designation	Gross Salary	Commission	Stock Option/ Sweat equity	Others	Total Amount
1							0
	Total						

#### XI. MATTERS RELATED TO CERTIFICATION OF COMPLIANCES AND DISCLOSURES

\* A. Whether the company has made compliances and disclosures in respect of applicable provisions of the Companies Act, 2013 during the year  Yes  No

B. If No, give reasons/observations

#### XII. PENALTY AND PUNISHMENT - DETAILS THEREOF

(A) DETAILS OF PENALTIES / PUNISHMENT IMPOSED ON COMPANY/DIRECTORS /OFFICERS  Nil

Name of the company/ directors/ officers	Name of the court/ concerned Authority	Date of Order	Name of the Act and section under which penalised / punished	Details of penalty/ punishment	Details of appeal (if any) including present status

(B) DETAILS OF COMPOUNDING OF OFFENCES  Nil

Name of the company/ directors/ officers	Name of the court/ concerned Authority	Date of Order	Name of the Act and section under which offence committed	Particulars of offence	Amount of compounding (in Rupees)

**XIII. Whether complete list of shareholders, debenture holders has been enclosed as an attachment**

Yes  No

(In case of 'No', submit the details separately through the method specified in instruction kit)

**XIV. COMPLIANCE OF SUB-SECTION (2) OF SECTION 92, IN CASE OF LISTED COMPANIES**

In case of a listed company or a company having paid up share capital of Ten Crore rupees or more or turnover of Fifty Crore rupees or more, details of company secretary in whole time practice certifying the annual return in Form MGT-8.

Name

VIJAYAKRISHNA KT

Whether associate or fellow

Associate  Fellow

Certificate of practice number

980

**I/We certify that:**

(a) The return states the facts, as they stood on the date of the closure of the financial year aforesaid correctly and adequately.

(b) Unless otherwise expressly stated to the contrary elsewhere in this Return, the Company has complied with all the provisions of the Act during the financial year.

**Declaration**

I am Authorised by the Board of Directors of the company vide resolution no. ...  dated

(DD/MM/YYYY) to sign this form and declare that all the requirements of the Companies Act, 2013 and the rules made thereunder in respect of the subject matter of this form and matters incidental thereto have been complied with. I further declare that:

1. Whatever is stated in this form and in the attachments thereto is true, correct and complete and no information material to the subject matter of this form has been suppressed or concealed and is as per the original records maintained by the company.
2. All the required attachments have been completely and legibly attached to this form.

**Note: Attention is also drawn to the provisions of Section 447, section 448 and 449 of the Companies Act, 2013 which provide for punishment for fraud, punishment for false statement and punishment for false evidence respectively.**

**To be digitally signed by**

Director

DIN of the director

**To be digitally signed by**

Company Secretary

Company secretary in practice

Membership number

Certificate of practice number

**Attachments**

1. List of share holders, debenture holders
2. Approval letter for extension of AGM;
3. Copy of MGT-8;
4. Optional Attachment(s), if any

<b>Attach</b>
<b>Attach</b>
<b>Attach</b>
<b>Attach</b>

**List of attachments**

List of FPI.pdf
-----------------

**Remove attachment**

**Modify**

**Check Form**

**Prescrutiny**

**Submit**

**This eForm has been taken on file maintained by the Registrar of Companies through electronic mode and on the basis of statement of correctness given by the company**



ASTRAZENECA PHARMA INDIA LIMITED  
LIST OF FOREIGN PORTFOLIO INVESTORS AS ON MARCH 31, 2021

NAME	SHARES	%	ADDRESS	ADDRESS	ADDRESS	CITY	PIN
THE EMERGING MARKETS SMALL CAP SERIES OF THE DFA INVESTMENT TRUST COMPANY	20,891	0.08	CITIBANK N.A. CUSTODY SERVICES	FIFC- 11TH FLR, G BLOCK	PLOT C-54 AND C-55, BKC	BANDRA - EAST, MUMBAI	400098
EMERGING MARKETS CORE EQUITY PORTFOLIO (THE PORTFOLIO) OF DFA INVESTMENT DIMENSIONS GROUP	4,481	0.02	CITIBANK N.A. CUSTODY SERVICES	FIFC- 11TH FLR, G BLOCK	PLOT C-54 AND C-55, BKC	BANDRA - EAST, MUMBAI	400098
UTAH STATE RETIREMENT SYSTEMS	179	0.00	CITIBANK N.A. CUSTODY SERVICES	FIFC- 11TH FLR, G BLOCK	PLOT C-54 AND C-55, BKC	BANDRA - EAST, MUMBAI	400098
T.A. WORLD EX U.S. CORE EQUITY PORTFOLIO OF DFA INVESTMENT DIMENSIONS GROUP INC.	535	0.00	CITIBANK N.A. CUSTODY SERVICES	FIFC- 11TH FLR, G BLOCK	PLOT C-54 AND C-55, BKC	BANDRA - EAST, MUMBAI	400098
NORTHERN TRUST COMMON ALL COUNTRY WORLD EX-US INVESTABLE MARKET INDEX FUND-NON LENDING	240	0.00	CITIBANK N.A. CUSTODY SERVICES	FIFC- 11TH FLR, G BLOCK	PLOT C-54 AND C-55, BKC	BANDRA - EAST, MUMBAI	400098
GOVERNMENT PENSION FUND GLOBAL	50,000	0.20	CITIBANK N.A. CUSTODY SERVICES	FIFC- 11TH FLR, G BLOCK	PLOT C-54 AND C-55, BKC	BANDRA - EAST, MUMBAI	400098
NORTHERN TRUST COLLECTIVE EMERGING MARKETS SMALL CAP INDEX FUND- NON LENDING	4,732	0.02	CITIBANK N.A. CUSTODY SERVICES	FIFC- 11TH FLR, G BLOCK	PLOT C-54 AND C-55, BKC	BANDRA - EAST, MUMBAI	400098
FIDUCIARY INDIA FUND	17,787	0.07	CITIBANK N.A. CUSTODY SERVICES	FIFC- 11TH FLR, G BLOCK	PLOT C-54 AND C-55, BKC	BANDRA - EAST, MUMBAI	400098
GYMKHANA PARTNERS L.P.	2,850	0.01	CITIBANK N.A. CUSTODY SERVICES	FIFC- 11TH FLR, G BLOCK	PLOT C-54 AND C-55, BKC	BANDRA - EAST, MUMBAI	400098
EMERGING MARKETS SUSTAINABILITY CORE 1 PORTFOLIO	1,043	0.00	CITIBANK N.A. CUSTODY SERVICES	FIFC- 11TH FLR, G BLOCK	PLOT C-54 AND C-55, BKC	BANDRA - EAST, MUMBAI	400098
ISHARES EMSC MAURITIUS CO	2,310	0.01	CITIBANK N.A. CUSTODY SERVICES	FIFC- 11TH FLR, G BLOCK	PLOT C-54 AND C-55, BKC	BANDRA - EAST, MUMBAI	400098
ISHARES INDIA SC MAURITIUS COMPANY	8,990	0.04	CITIBANK N.A. CUSTODY SERVICES	FIFC- 11TH FLR, G BLOCK	PLOT C-54 AND C-55, BKC	BANDRA - EAST, MUMBAI	400098
ISHARES CORE EMERGING MARKETS MAURITIUS CO	65,644	0.26	CITIBANK N.A. CUSTODY SERVICES	FIFC- 11TH FLR, G BLOCK	PLOT C-54 AND C-55, BKC	BANDRA - EAST, MUMBAI	400098
ISHARES MSCI EM SMALL CAP UCITS ETF	1,774	0.01	CITIBANK N.A. CUSTODY SERVICES	FIFC- 11TH FLR, G BLOCK	PLOT C-54 AND C-55, BKC	BANDRA - EAST, MUMBAI	400098
ISHARES CORE MSCI EM IMI UCITS ETF	13,820	0.06	CITIBANK N.A. CUSTODY SERVICES	FIFC- 11TH FLR, G BLOCK	PLOT C-54 AND C-55, BKC	BANDRA - EAST, MUMBAI	400098
ALLIANZ GLOBAL INVESTORS FUND-ALLIANZ BEST STYLES EMERGING MARKETS EQUITY	3,712	0.01	CITIBANK N.A. CUSTODY SERVICES	FIFC- 11TH FLR, G BLOCK	PLOT C-54 AND C-55, BKC	BANDRA - EAST, MUMBAI	400098
CREDIT SUISSE (SINGAPORE) LIMITED - ODI	243	0.00	CITIBANK N.A. CUSTODY SERVICES	FIFC- 11TH FLR, G BLOCK	PLOT C-54 AND C-55, BKC	BANDRA - EAST, MUMBAI	400098
DIMENSIONAL EMERGING CORE EQUITY MARKET ETF OF DIMENSIONAL ETF TRUST	8	0.00	CITIBANK N.A. CUSTODY SERVICES	FIFC- 11TH FLR, G BLOCK	PLOT C-54 AND C-55, BKC	BANDRA - EAST, MUMBAI	400098
PUBLIC EMPLOYEES RETIREMENT ASSOCIATION OF NEW MEXICO	137	0.00	HSBC SECURITIES SERVICES	11TH FLR, BLDG NO 3, NESCO - IT PARK	NESCO COMPLEX, W E HIGHWAY	GOREGAON EAST, MUMBAI	400063
VANGUARD INVESTMENT SERIES PLC - VANGUARD ESG EMERGING MARKETS ALL CAP EQUITY INDEX FUND	84	0.00	HSBC SECURITIES SERVICES 11TH FLOOR	BLDG 3 NESCO IT PARK NESCO COMPLEX	W E HIGHWAY GOREGAON EAST	MUMBAI	400063
TIZIANA GMBH	439	0.00	HSBC SECURITIES SERVICES	11TH FLOOR, BLDG 3, NESCO - IT PARK	NESCO COMPLEX, W.E. HIGHWAY	GOREGAON (EAST), MUMBAI	400063
ALASKA PERMANENT FUND	793	0.00	DEUTSCHE BANK AG	DB HOUSE, HAZARIMAL SOMANI MARG	POST BOX NO. 1142, FORT	MUMBAI	400001
CITY OF NEW YORK GROUP TRUST	18,756	0.08	DEUTSCHE BANK AG	DB HOUSE, HAZARIMAL SOMANI MARG	POST BOX NO. 1142, FORT	MUMBAI	400001
SPDR S AND P EMERGING ASIA PACIFIC ETF	11,722	0.05	DEUTSCHE BANK AG	DB HOUSE, HAZARIMAL SOMANI MARG	POST BOX NO. 1142, FORT	MUMBAI	400001
SPDR S AND P EMERGING MARKETS ETF	38,642	0.15	DEUTSCHE BANK AG	DB HOUSE, HAZARIMAL SOMANI MARG	POST BOX NO. 1142, FORT	MUMBAI	400001
CALIFORNIA PUBLIC EMPLOYEES' RETIREMENT SYSTEM	14,451	0.06	DEUTSCHE BANK AG	DB HOUSE, HAZARIMAL SOMANI MARG	POST BOX NO. 1142, FORT	MUMBAI	400001
SPDR S AND P EMERGING MARKETS SMALL CAP ETF	5,647	0.02	DEUTSCHE BANK AG	DB HOUSE, HAZARIMAL SOMANI MARG	POST BOX NO. 1142, FORT	MUMBAI	400001
STATE STREET MSCI EMERGING MARKETS SMALL CAP INDEX SECURITIES LENDING FUND	2,137	0.01	DEUTSCHE BANK AG	DB HOUSE, HAZARIMAL SOMANI MARG	POST BOX NO. 1142, FORT	MUMBAI	400001
VANGUARD TOTAL WORLD STOCK INDEX FUND	2,814	0.01	DEUTSCHE BANK AG	DB HOUSE, HAZARIMAL SOMANI MARG	POST BOX NO. 1142, FORT	MUMBAI	400001
COLLEGE RETIREMENT EQUITIES FUND - STOCK ACCOUNT	3,627	0.01	DEUTSCHE BANK AG	DB HOUSE, HAZARIMAL SOMANI MARG	POST BOX NO. 1142, FORT	MUMBAI	400001
STATE STREET MSCI EMERGING MARKETS SMALL CAP INDEX NON-LENDING COMMON TRUST FUND	2,556	0.01	DEUTSCHE BANK AG	DB HOUSE, HAZARIMAL SOMANI MARG	POST BOX NO. 1142, FORT	MUMBAI	400001
VANGUARD FTSE ALL-WORLD EX-US SMALL-CAP INDEX FUND	16,987	0.07	DEUTSCHE BANK AG	DB HOUSE, HAZARIMAL SOMANI MARG	POST BOX NO. 1142, FORT	MUMBAI	400001
STATE STREET GLOBAL SMALL CAP EQUITY EX-U.S. INDEX NON-LENDING SERIES FUND	17,081	0.07	DEUTSCHE BANK AG, DB HOUSE	HAZARIMAL SOMANI MARG,	P.O. BOX NO. 1142, FORT MUMBAI		400001
SSGA SPDR ETFs EUROPE I PUBLIC LIMITED COMPANY - SPDR MSCI EMERGING MARKETS SMALL CAP UCIT	573	0.00	DEUTSCHE BANK AG, DB HOUSE	HAZARIMAL SOMANI MARG,	P.O. BOX NO. 1142, FORT MUMBAI		400001
MERCER QIF FUND PLC- MERCER INVESTMENT FUND 1	2,408	0.01	DEUTSCHE BANK AG, DB HOUSE	HAZARIMAL SOMANI MARG,	P.O. BOX NO. 1142, FORT MUMBAI		400001
SPDR MSCI ACWI IMI ETF	410	0.00	DEUTSCHE BANK AG, DB HOUSE,	HAZARIMAL SOMANI MARG,	P.O. BOX NO. 1142, FORT MUMBAI		400001
DIMENSIONAL FUNDS PLC - MULTI-FACTOR EQUITY FUND	320	0.00	DEUTSCHE BANK AG, DB HOUSE	HAZARIMAL SOMANI MARG,	P.O. BOX NO. 1142, FORT MUMBAI		400001
STATE STREET GLOBAL ALL CAP EQUITY EX-US INDEX PORTFOLIO	1,288	0.01	DEUTSCHE BANK AG, DB HOUSE	HAZARIMAL SOMANI MARG,	P.O. BOX NO. 1142, FORT MUMBAI		400001
STATE STREET MSCI ACWI EX USA IMI SCREENED NON-LENDING COMMON TRUST FUND	1,983	0.01	DEUTSCHE BANK AG, DB HOUSE	HAZARIMAL SOMANI MARG,	P.O. BOX NO. 1142, FORT MUMBAI		400001
THE REGENTS OF THE UNIVERSITY OF CALIFORNIA - STATE STREET GLOBAL ADVISORS	221	0.00	DEUTSCHE BANK AG, DB HOUSE	HAZARIMAL SOMANI MARG,	P.O. BOX NO. 1142, FORT MUMBAI		400001
EMERGING MARKETS CORE EQUITY FUND OF DIMENSIONAL FUNDS ICVC	865	0.00	DEUTSCHE BANK AG, DB HOUSE,	HAZARIMAL SOMANI MARG,	P.O. BOX NO. 1142, FORT MUMBAI		400001
AMERICAN CENTURY ETF TRUST-AVANTIS EMERGING MARKETS EQUITY ETF	328	0.00	DEUTSCHE BANK AG, DB HOUSE,	HAZARIMAL SOMANI MARG,	P.O. BOX NO. 1142, FORT MUMBAI		400001
AMERICAN CENTURY ETF TRUST - AVANTIS EMERGING MARKETS EQUITY FUND	87	0.00	DEUTSCHE BANK AG, DB HOUSE,	HAZARIMAL SOMANI MARG,	P.O. BOX NO. 1142, FORT MUMBAI		400001
CALIFORNIA STATE TEACHERS RETIREMENT SYSTEM - AQR CAPITAL MANAGEMENT, LLC 1	7,573	0.03	DEUTSCHE BANK AG, DB HOUSE,	HAZARIMAL SOMANI MARG,	P.O. BOX NO. 1142, FORT MUMBAI		400001
DFA INTERNATIONAL CORE EQUITY FUND	327	0.00	STANDARD CHARTERED BANK	SECURITIES SERVICES, 3RD FLOOR	23-25 M.G. ROAD	FORT, MUMBAI	400001
KUBER CAPITAL FUND	157	0.00	BNP PARIBAS HOUSE	1 NORTH AVENUE, MAKER MAXITY	BANDRA KURLA COMPLEX, BANDRA EAST	MUMBAI	400051
PREMIER INVESTMENT FUND LIMITED	22,289	0.09	C/O KOTAK MAHINDRA BANK LIMITED	KOTAK INFINITI, BLDG.NO.21, 6TH FLR	ZONE IV,CUSTODY SERV, INFINITY PARK	GEN. AK VAIDYA MARG, MALAD E, MUMBAI	400097
VANGUARD TOTAL INTERNATIONAL STOCK INDEX FUND	85,841	0.34	JPMORGAN CHASE BANK N.A.	INDIA SUB CUSTODY	6th FLOOR, PARADIGM B	MINDSPACE, MALAD W, MUMBAI	400064
FLEXSHARES MORNINGSTAR EMERGING MARKETS FACTOR TILT INDEX FUND	235	0.00	JPMORGAN CHASE BANK N.A.	INDIA SUB CUSTODY	6th FLOOR, PARADIGM B	MINDSPACE, MALAD W, MUMBAI	400064
PUBLIC EMPLOYEES RETIREMENT SYSTEM OF OHIO	1,211	0.00	JPMORGAN CHASE BANK N.A.	INDIA SUB CUSTODY	6th FLOOR, PARADIGM B	MINDSPACE, MALAD W, MUMBAI	400064
BVK PERSONALVORSORGE DES KANTONS ZURICH	1,107	0.00	JPMORGAN CHASE BANK N.A.	INDIA SUB CUSTODY	6th FLOOR, PARADIGM B	MINDSPACE, MALAD W, MUMBAI	400064
PUB EQUITIES EMERGING MARKETS 2	1,723	0.01	JPMORGAN CHASE BANK N.A.	INDIA SUB CUSTODY	6th FLOOR, PARADIGM B	MINDSPACE, MALAD W, MUMBAI	400064
VANGUARD EMERGING MARKETS STOCK INDEX FUND, A SERIES OF VANGUARD INTERNATIONAL EQUITY INDE	86,982	0.35	JPMORGAN CHASE BANK N.A.	INDIA SUB CUSTODY	6th FLOOR, PARADIGM B	MINDSPACE, MALAD W, MUMBAI	400064
EMERGING MARKETS SMALL CAPITALIZATION EQUITY INDEX FUND B	1,075	0.00	JPMORGAN CHASE BANK N.A.	INDIA SUB CUSTODY	6th FLOOR, PARADIGM B	MINDSPACE, MALAD W, MUMBAI	400064
EMERGING MARKETS SMALL CAPITALIZATION EQUITY INDEX NON-LENDABLE FUND	13,971	0.06	JPMORGAN CHASE BANK N.A.	INDIA SUB CUSTODY	6th FLOOR, PARADIGM B	MINDSPACE, MALAD W, MUMBAI	400064
EMERGING MARKETS SMALL CAPITALIZATION EQUITY INDEX FUND	9,457	0.04	JPMORGAN CHASE BANK N.A.	INDIA SUB CUSTODY	6th FLOOR, PARADIGM B	MINDSPACE, MALAD W, MUMBAI	400064
VANGUARD ESG INTERNATIONAL STOCK ETF	1,243	0.00	JPMORGAN CHASE BANK N.A.	INDIA SUB CUSTODY	6th FLOOR, PARADIGM B	MINDSPACE, MALAD W, MUMBAI	400064
VANGUARD FIDUCIARY TRUST COMPANY INSTITUTIONAL TOTAL INTERNATIONAL STOCK MARKET INDEX TRUS	3,409	0.01	JPMORGAN CHASE BANK N.A.	INDIA SUB CUSTODY	6th FLOOR, PARADIGM B	MINDSPACE, MALAD W, MUMBAI	400064
VANGUARD FIDUCIARY TRUST COMPANY INSTITUTIONAL TOTAL INTERNATIONAL STOCK MARKET INDEX TRUS	26,472	0.11	JPMORGAN CHASE BANK N.A.	INDIA SUB CUSTODY	6th FLOOR, PARADIGM B	MINDSPACE, MALAD W, MUMBAI	400064
<b>Total</b>	<b>606,667</b>	<b>2.43</b>					